

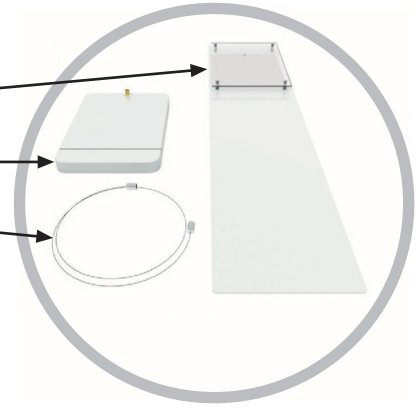
SPRING INFOBOARD

content*


Quantity

- Body with acrylic frame
- Foot
- Nuts & wire (together)

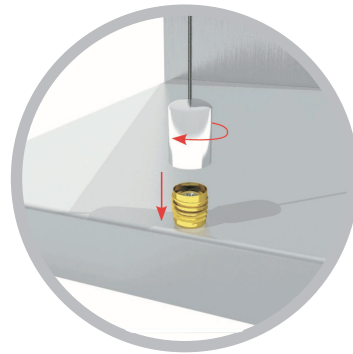
1
1
1




assembly instructions



Place the body into the foot's slot



Fix one of the nut on wire to the washer on the foot



Fix the other nut on wire to the washer on the back of the body



Turn over the bolts and take up the foremost acrylic



Slide in the poster careful



Turn down the bolts, FINISH

