



FRONT


ARTWORK GUIDELINES




ALL FONTS must be
Converted to outlines.




RESOLUTION must be
300DPI at 25% output size.




Artwork **MUST** be
Supplied in CMYK.
Colours on your screen
May differ from the colours
That are printed.



ARTWORK
Must be a flattened PDF
PRINT READY FILE.



Do NOT EMBED
Any images.



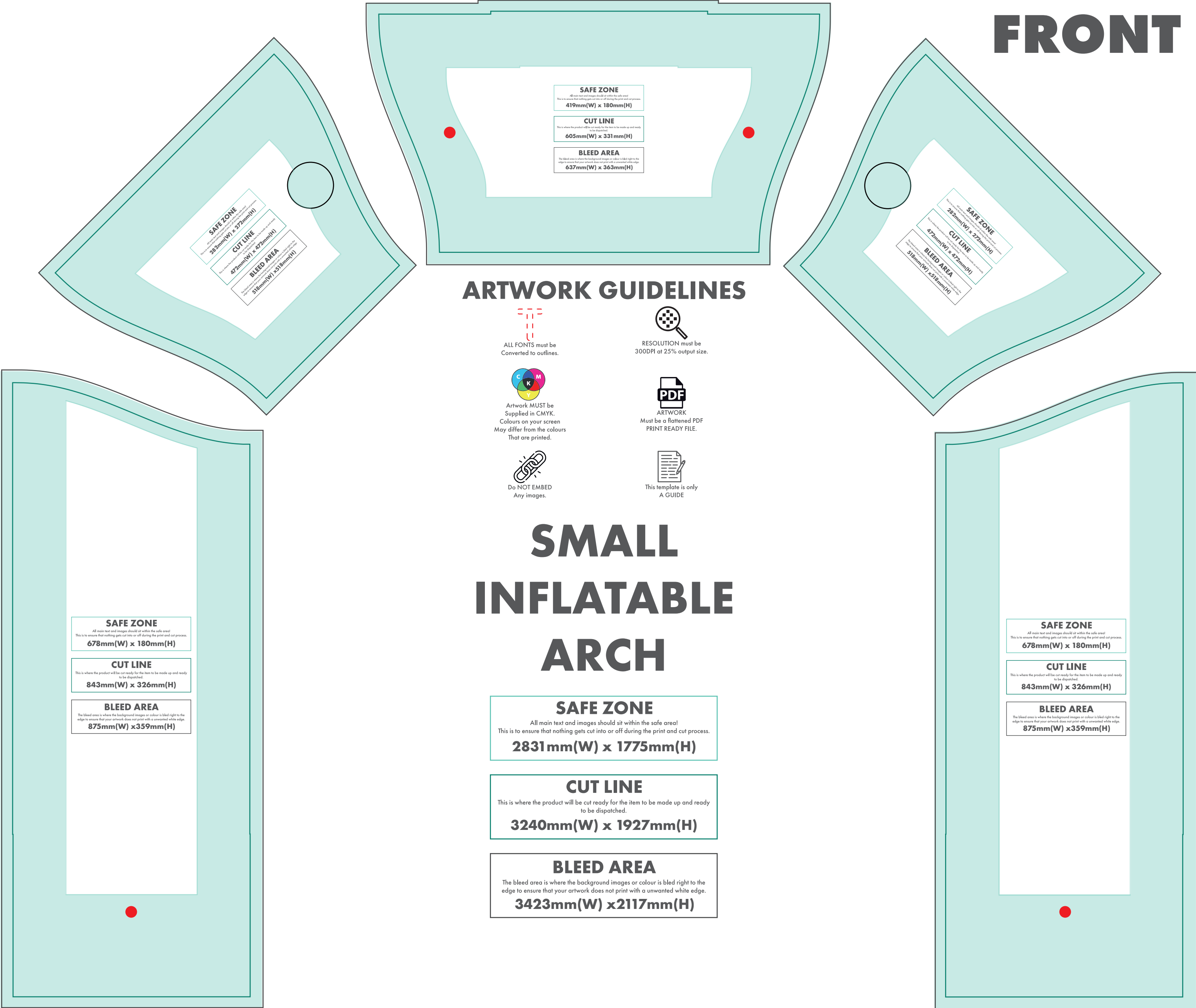
This template is only
A GUIDE

SMALL
INFLATABLE
ARCH

SAFE ZONE
All main text and images should sit within the safe area!
This is to ensure that nothing gets cut into or off during the print and cut process.
2831mm(W) x 1775mm(H)

CUT LINE
This is where the product will be cut ready for the item to be made up and ready to be dispatched.
3240mm(W) x 1927mm(H)

BLEED AREA
The bleed area is where the background images or colour is bled right to the edge to ensure that your artwork does not print with a unwanted white edge.
3423mm(W) x2117mm(H)



BACK

ARTWORK GUIDELINES



ALL FONTS must be
Converted to outlines.



RESOLUTION must be
300DPI at 25% output size.



Artwork MUST be
Supplied in CMYK.
Colours on your screen
May differ from the colours
That are printed.



ARTWORK
Must be a flattened PDF
PRINT READY FILE.



Do NOT EMBED
Any images.



This template is only
A GUIDE

SMALL INFLATABLE ARCH

SAFE ZONE

All main text and images should sit within the safe area!
This is to ensure that nothing gets cut into or off during the print and cut process.

2831mm(W) x 1775mm(H)

CUT LINE

This is where the product will be cut ready for the item to be made up and ready to be dispatched.

3240mm(W) x 1927mm(H)

BLEED AREA

The bleed area is where the background images or colour is bled right to the edge to ensure that your artwork does not print with a unwanted white edge.

3423mm(W) x2117mm(H)

SAFE ZONE

All main text and images should sit within the safe zone!
This is to ensure that nothing gets cut into or off during the print and cut process.

282mm(W) x 272mm(H)

CUT LINE

This is where the product will be cut ready for the item to be made up and ready to be dispatched.

472mm(W) x 472mm(H)

BLEED AREA

The bleed area is where the background images or colour is bled right to the edge to ensure that your artwork does not print with a unwanted white edge.

518mm(W) x 518mm(H)

SAFE ZONE

All main text and images should sit within the safe zone!
This is to ensure that nothing gets cut into or off during the print and cut process.

282mm(W) x 272mm(H)

CUT LINE

This is where the product will be cut ready for the item to be made up and ready to be dispatched.

472mm(W) x 472mm(H)

BLEED AREA

The bleed area is where the background images or colour is bled right to the edge to ensure that your artwork does not print with a unwanted white edge.

518mm(W) x 518mm(H)

SAFE ZONE

All main text and images should sit within the safe area!
This is to ensure that nothing gets cut into or off during the print and cut process.

678mm(W) x 180mm(H)

CUT LINE

This is where the product will be cut ready for the item to be made up and ready to be dispatched.

843mm(W) x 326mm(H)

BLEED AREA

The bleed area is where the background images or colour is bled right to the edge to ensure that your artwork does not print with a unwanted white edge.

875mm(W) x359mm(H)

SAFE ZONE

All main text and images should sit within the safe area!
This is to ensure that nothing gets cut into or off during the print and cut process.

678mm(W) x 180mm(H)

CUT LINE

This is where the product will be cut ready for the item to be made up and ready to be dispatched.

843mm(W) x 326mm(H)

BLEED AREA

The bleed area is where the background images or colour is bled right to the edge to ensure that your artwork does not print with a unwanted white edge.

875mm(W) x359mm(H)