

BLEED AREA
The bleed area is where the background images or colour is bled right to the edge to ensure that your artwork does not print with an unwanted white edge.
1450mm(W) x 1615mm(H)

CUT LINE
This is where the product will be cut ready for the item to be made up and ready to be dispatched.
1390mm(W) x 1555mm(H)

SAFE ZONE
All main text and images should sit within the safe area. This is to ensure that nothing gets cut into or off during the print and cut process.
1330mm(W) x 652mm(H)







CAFÉ BANNER DOUBLE SIDED SPRING CLIP 1.5M

ARTWORK GUIDELINES

- Do NOT EMBED any images.**  Colours on your screen may differ from the colours that are printed. 
- ARTWORK MUST be supplied in CMYK.**  Colours on your screen may differ from the colours that are printed.
- ALL FONTS must be converted to outlines.** 
- ARTWORK must be a flattened PDF print ready file.** 
- RESOLUTION must be 300DPI at 25% output size.** 
- This template is only a guide.** 

ARTWORK GUIDELINES

CAFÉ BANNER DOUBLE SIDED SPRING CLIP 1.5M

- ALL FONTS must be converted to outlines.** 
- RESOLUTION must be 300DPI at 25% output size.** 
- ARTWORK MUST be supplied in CMYK.**  Colours on your screen may differ from the colours that are printed.
- ARTWORK must be a flattened PDF print ready file.** 
- Do NOT EMBED any images.** 
- This template is only a guide.** 

SAFE ZONE
All main text and images should sit within the safe area. This is to ensure that nothing gets cut into or off during the print and cut process.
1330mm(W) x 652mm(H)

CUT LINE
This is where the product will be cut ready for the item to be made up and ready to be dispatched.
1390mm(W) x 1555mm(H)

BLEED AREA
The bleed area is where the background images or colour is bled right to the edge to ensure that your artwork does not print with an unwanted white edge.
1450mm(W) x 1615mm(H)